



Cascade Pacific Plymouth Club, Inc.

Affiliate of Plymouth Owners Club, Inc. Founded 2000

DEDICATED TO THE PRESERVATION & RESTORATION OF ALL PLYMOUTH AUTOMOBILES



Volume Twenty, Issue Three

Clackamas, Oregon

March, 2020

Cancellations are the big news in the old-car hobby at the moment

By Robin Will

It's more fun to write about what's happening, but what's NOT happening is the biggest news we've got right now.

The March 24 membership meeting is not happening. Like it or not, most of us fit into that "senior and susceptible" category that we keep reading about. Enough said.

The March 10 CPPC Board Meeting didn't happen. We can do club business by phone or email when necessary.

Portland Swap Meet is not going to happen. Gary Rusher and I got that settled the day before the governor made it final. CPPC is now paid in full for five spaces for the Swap Meet in 2021. That gives the club another year to figure out what to do with the stuff that's stored in the club trailer and in Rushers' barn.

The joint garage tour with HACO on March 29 is not going to happen. Same old story - we're not eager to set ourselves and our friends up for this

kind of trouble.

Not cancelled yet: The Wooden Shoe Tulip Tour. Every year, this is a wait-and-see proposition: we want a sunny day, when the mud is gone, and the tulips are blooming to the max. Most years, we luck out. As a result, we haven't set a date yet. This is outdoors and away from concentrated crowds, and the Wooden Shoe folks are posting teaser pictures on their Facebook page. If it's a go, we'll update the club via email blast.

A go, as far as we know: a May 2

tour, jointly with HACO, to the Neon Sign Museum in The Dalles. Mike Bade is hosting on the CPPC side, and he provided information that appears elsewhere in this newsletter.

We fully intend to put on our own show in June. Plans for Cruise-In Down By the Riverside, June 20, continue to move forward. As an outdoor show it doesn't match criteria for quarantine, and nobody can guess where our pandemic will be by then. We're being careful, but going ahead.

We're going ahead with planning for June 20 show

By Pam Ealy

Plans are cruising along for our annual car show on June 20th.

Joanne Dixon and Donna Bade are leading the way, looking for sponsors and raffle prizes. You can help by soliciting dollars or prize donations from your neighborhood: car repair or auto stores, insurance agents, dentists, or even other clubs. Remember their motto, it never hurts to ask. Everyone can help.

Here's a detail that can get lost: we keep tents and canopies in place with milk jugs that are filled with water and hung from the sides of the tent. Please bring empty jugs to meetings.

Shirts are available as tees or polos this year, sizes from small to 3X. Last year we completely ran out, so order and pay on the website, whether or not you register a car. Tees are \$10; polos are \$15, all sizes.

Next scheduled car show meeting is May 5 at 10:00AM, on-site in the park, with lunch afterwards at Shari's.

Colors change for car show tee-shirt

When Mike went to place the order the yellow shirts were \$2 more per shirt!!! So we switched to a medium blue shirt with a bright yellow car. Think it will look great. You can see a design prototype on the website registration page.

Plymouths in Denmark: a question from Copenhagen

It looks like we've got a friend we haven't met yet. This request came in from Henry Petersen, in Copenhagen, Denmark:

Need some expert help. Do you know where to get hold of chrome bumper guards for my 34 Plymouth PG? Also need trim/beauty rings for the wire wheels. Any help would be greatly appreciated.

If you have the items, know somebody who does, or can suggest where to look, contact him at myggen75@icloud.com

The March 24 CPPC meeting is CANCELLED!



**STAY HEALTHY!
STAY HOME!
WE'LL BE IN TOUCH!**

CPPC Officers 2020

President, Phil Lapin, 503-816-5644
 Vice-President, Jim Wheat, 661-361-9378
 Treasurer, Dolores Call 503-723-5118
 Board Chair, Mike Bade 503-702-2480
 At-large, Joanne Dixon 360-608-6171

Standing Committees

Membership, Mike Bade 503-702-2480

Newsletter, Website

Robin Will 503-285-3437
 robin@robinwill.com

Mayflower Events

Susan Yates, 503-705-6416
 Mindy Benfield, ben1323@aol.com

Refreshments Coordinators

Dennis & Jeannie Mowery 503-663-1204

Technical Advisors

Randy Ealy 503-864-8111

Member Care

Lorraine Griffey 503-666-2222

Club Activities

Jerry Dixon 360-607-7628

Portland Swap Meet

Robin Will 503-285-3437

Down by the Riverside Car Show

Randy & Pam Ealy, 503-864-8111

Membership & Dues:

Cascade Pacific Plymouth Club, Inc. dues are \$25.00 per calendar year
 Membership runs January 1 through December 31.

Concurrent membership to the National Plymouth Owners Club is required.
plymouthbulletin.com/members.htm

Mailing Address:

P.O. Box 2988, Clackamas, OR 97015

Website:

www.CascadePacificPlymouth.org

Email contact:


info@cascadepacificplymouth.org

**CASCADE PACIFIC
 PLYMOUTH CLUB**

DUES

\$25 per year

Concurrent membership in
 National Plymouth Owners
 Club is required.

**Minutes of the February membership meeting**

*From minutes taken
 by Jean Graham*

Members of Cascade Pacific Plymouth Club, Inc. met on February 25, 2020 at 7:00 p.m. at the Clackamas Community Club at 15711 SE 90th Avenue, Clackamas, Oregon. Phil Lapin, president, presided. Thirty-three members and friends attended the meeting. Jim Wheat recorded the minutes.

Club Member Jerry Clinger led the group in the flag presentation.

Phil welcomed members, guests and new members, Doris Oldenberg, Randy/Annette Wells and John/Joanne Weil.

Mike Blade reminded everyone about the CPPC Store for jackets, hats, and vendor lists.

Upon motion, made and seconded, it was unanimously resolved that the minutes of the Membership Meeting on January 28, were approved as printed in the newsletter.

Treasurer's report: Phil reported that the Club's treasury is in good standing, contact any Board member for details.

Mayflower activities: The next Mayflower event will be at the Gordon House in Silverton. The Gordon House is a residence designed by architect Frank Lloyd Wright. Lunch will be at the Creekside Inn at Silverton, 11:00, the tour of the house will begin at 1:00.

Activities: Jim Wheat reported on the activities for February and upcoming events for March. The next event for March will be Preparing for the Swap Meet, loading the trailer and sorting parts, etc. at Gary's farm, 10:00 March 25 and if needed, March 28, 10:00. A complete list of activities for the year are included in the newsletter.

Tonight's speaker was Neil d'Autremont owner of Sidedraught City Vintage Auto Detailing. Neil described in a side presentation, how to prepare a car for a show. His presentation included how to prepare a schedule for detailing and recommended the types for products for a successful show.

Old Business: No old business to report

New Business: There is a date

change for the August Picnic, it will be Friday, August 21 at 4:00 pm at Willamette Park in West Lynn. Club member Job Pozas-Avila announced that he will be running three marathons in Europe. Job will be traveling to Barcelona, Rome and Paris for the marathons, the events will be benefiting prostate cancer, contact Job at jpozos26@gmail.com if you would like to donate to this cause.

Member at Large: Joanne Dixon reminded everyone to circulate flyers about the June Cruise-in and take Sponsor Letters to business that may be interested in providing scholarship funds.

Cruise-In Update: Next meeting will be March 3, 10:00 at the Black Bear Diner in Wilsonville. Phil emphasized the need for old trophies that could be repurposed, this will help keep costs down. Contact Gary Rusher is you have trophies to donate.

Board Report. Mike Bade reported on the recent Board meeting, complete details are in the newsletter.

Member's birthdays for March were announced, a complete list is included in the newsletter. Phil thanked Kena and Gary Peterson for tonight's refreshments.


Car Quiz: Bob Westphal led the Car Quiz with the following questions:

1. NASCAR legend Richard Petty won seven championship wins in his thirty-four year career. What other NASCAR drivers have matched Richard's record? Answer: Dale Earnhardt and Jimmie Johnson are the only

(continued on page 7)

**If dues aren't paid after
 April 15, we'll assume you
 no longer want to be
 associated with the club,
 and we'll remove you from
 our mailing list. Please
 pay dues online at
 CascadePacificPlymouth.org,
 or mail a check!**

The Steering Column, A Message from the President



Wow – who would have guessed that our lives and routines would shift around so fast! My thoughts, and also those of the CPPC Board, are that every one of our members stay safe and well. Whatever developments in the next months, rest assured that we will plan and operate in a very cautious manner – preferring to err on that side rather than take risks. The Board will continue to interact in various ways, and we will keep all of our members up to date on what develops. When it is safe to do so, we will resume our meetings and once again share good friendship. I have been considering more frequent Email blasts just to keep all of you informed of interesting things. We WILL get creative!


One positive of the situation as it exists is that many of us will have more free time to polish up our rides, do maintenance and finish repairs. We may be able to alter some of our planned activities to take “just plain old cruises” through the countryside or up the mountain. Any thoughts that you

Try something new for 2020 – attend a CPPC Board Meeting

By Joanne Dixon

It's a new year now so get out and try something new.

Members are always welcome to attend the CPPC board meetings, which are always the second Tuesday of each month. Come to Bill's Place at around 11:30 and bring your lunch. The meeting actually starts at 12:30 and runs until 2:00PM. The address is 11611 SE 106th Street, Clackamas, Or.



might have on this are certainly welcome. Just let me or one of the other board members know your ideas.

As you have probably seen through our Emails and this Newsletter, the March 2020 General Membership meeting has been cancelled. We also found out earlier this week that the Portland Swap Meet has been cancelled. The swap meet generates some income for the club, but not so much that missing it will cripple us. I am optimistic that the Cruise In will happen in June – as it is outside and has no concentrated crowds. That should be a good cash generator for the Club as well as Clackamas Community College.

Randy, Pam and Mike are busy finalizing the new / revised Vendor Book. We will also be printing up the Membership Roster in the latter part of April. Mike is also doing his creative alchemy in preparing T shirts and polo shirts with a new cruise in design. They will – I am told – be literally ageless! We are going to leave the year off – just in case – but this means they will be even more wearable. The colors and design are well worth showing off!

I will close by telling you that the entire CPPC board will do everything we can to make this a great year for the club.

P.L.

COVID-19 messes with activity plans!

Check the website for additions and changes as more information becomes available. An underline means that the event will be an official club function. Volunteers are needed to host these events. Hosting generally means circulating a sign-up sheet, driving the route in advance to locate attractive stopping places, choosing a gathering place, and showing up with donuts and coffee (the club reimburses) on the morning of the tour. The host might have other responsibilities, depending on the nature of the tour. It's not difficult, other club members will help you, and it makes you feel good to see the members and their cars on the road as a club.

March

- **March 24, (Tuesday) – CPPC membership meeting at the clubhouse in Clackamas, CANCELLED!**
- March 20-22, (Friday-Sunday) – Portland Roadster Show, Portland Expo Center, Portland, OR www.portlandroadstershow.com **CANCELLED!**
- **March 25, (Wednesday) – Tech Committee load trailer for swap meet, Gary Rushers 10:00 AM - (Host: Gary Rusher/Robin Will) CANCELLED!**
- **March 29, (Sunday) – Garage Tour, La Center, WA - HACO and CPPC joint Garage Tour, visiting the private collection of Jerry Lane. (Host: Mike Bade) CANCELLED!**

April

- **April 3-5, (Friday to Sunday) – Portland Swap Meet, Expo Center, Portland, OR - (Hosts: Rusher / Will) CANCELLED!**
- **March 20 - May 3, (Saturday) – Wooden Shoe Tulip Festival, Woodburn, OR - (Host / Joint: Dixon's)**
Traditionally, we hold off until the last minute on this activity, hoping for that ideal time when the mud is gone and the tulips are still in bloom. We're not giving up hope for this year, but we'll be sending up-or-down notices by email blast as soon as the quarantine situation settles down.
- April 26, (Sunday) – Corvallis Swap Meet & “Dust ‘Em Off” Car Show, Benton Co. Fairgrounds, Corvallis OR <http://corvallishistoricautoclub.com/events-and-activities.html>

May

- **May 2, (Saturday) – National Neon Sign Museum Tour, The Dalles, OR - (Host: Mike Bade) Info on page 3 of this newsletter.**
- May 9, (Saturday) – Portland Transmission Cruise-In, Portland, OR
- May 16-17, (Saturday-Sunday) – Seattle Auto Swap Meet, Evergreen State Fairgrounds, Monroe, WA



OFF THE HOOK –

By Phil Lapin

Technical Committee & President

In March and April of 2018, I wrote articles about various types of adhesives that could be of use on vintage autos. One of the classes of adhesives is Cyanoacrylate Adhesives, better known as “CA” adhesives or glue. This material became famous when it was marketed as “Super Glue” many years ago. I thought it might be of interest to go into the features of this product in more detail – so “stick around” and read on!

First off – this product can be dangerous if not handled properly! It is best to wear disposable gloves when using it – even if you don’t think you will need them. The glue sets so fast that it is not uncommon to press something in place, or try to wipe the glue up. Bingo – stuck to your skin. When using more than a couple of drops in a small area – the fumes are VERY bad. Saturating porous materials makes it worse, as it can rapidly heat up and release vapors. But when handled properly, it has many wonderful uses on cars.

The picture of “bottles” shows my arsenal of CA products. There are thick, medium and thin formulations that I use, a solvent remover in case it gets on your skin, as well as both a small bottle and a spray bottle of accelerator. I have also shown a disposable syringe with a blunt tipped needle (from Amazon). The accelerator will set the glue almost instantly (it will not normally set instantly when pressed between two smooth surfaces or applied thickly) Accelerator works great, but can cause small bubbles in the glue, and it can damage some surfaces when applied from a spray bottle. The small syringe with liquid accelerator is good for applications with sensitive surfaces, as it can be dribbled right onto the glue.

This glue is NOT inexpensive. Each of the three CA bottles shown runs around \$10. It also has a shelf life typically under a year – and thickens somewhat over time. Don’t overbuy – and for most applications medium works well. I use the thin formulation least –

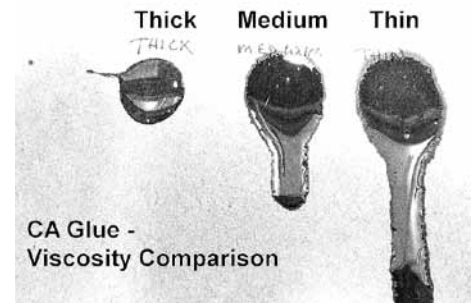


as it will penetrate and run very rapidly, not building up much mass. It can get away from you and there is no going back! Hobby stores may carry CA products, as do major woodworking chains such as Rockler and Woodcrafters.

I have shown another image with small applications of each viscosity onto porous craft type paper. The difference between thick and medium is obvious. Thin is a bit deceptive – mostly because it was impossible to put just a few drops on – and it saturated the paper. Normally, thin would not puddle up.

So where to use it on your vintage vehicle? With thick, you can stick down vinyl and cloth if careful, as well as wetting of various types. Of course, metal to metal and adhesion to plastic and glass are also viable. Using either thick or medium, you can bond rubber (weatherstripping, trunk seals, gaskets) to metals as well as clearcoat surfaces. It works great for putting on weatherstripping around doors. An added bo-

More details on CA adhesives



nus using CA is that the bond between rubber and painted doors is almost invisible due to the transparency of the glue. No more fighting with sticky black weather strip adhesive. (Thank you to Doug Crawford for that tip!). The last picture shown is one of a piece of high quality Steele Rubber weather strip bonded to a clear coat auto paint. I tried to peel the rubber off the clear coat – and it tore the rubber in half! Very good bond.

I hope that these insights will help you around your garage. Of course, there are a bunch of uses for CA around the entire house. Just be very careful when handling it!



Cascade Pacific Plymouth Club Technical Committee 2020

The committee meets the 4th Wednesday of each month, and other times as they are needed, gladly making house calls where necessary.

Call Randy Ealy at 503-864-8111 if you need assistance.

Charles Willis 503-668-0129 upandstuff@frontier.com, Sandy, OR
 Randy Ealy 503-864-8111 prealy48@gmail.com, Dayton, OR
 Jerry Dixon 360-607-7628 jojoes@outlook.com, Vancouver, WA
 Marlo Edman 503-936-4624 medman@teleport.com Portland, OR
 Phil Lapin, 503-816-5644 philzmap@gmail.com, Boring, OR
 Jeff Miller 503-452-3989 jjmiller2005@comcast.net, Portland, OR
 Dennis Mowery 503-663-1204 jenmowery@aol.com, Boring, OR
 David Pollock 250-743-4859 dnpollock@shaw.ca Shawnigan Lake, BC
 Philip Post 541-535-1860 harrigerj@charter.net Talent, OR
 Gary Rusher 503-939-9320 chiefgr@hotmail.com, Wilsonville, OR
 Bob Westphal 360-334-6037 bobwestphal@hotmail.com, Vancouver, WA
 Jim Wheat 661-361-9378 jawheat@gmail.com, Lake Oswego, OR

We will do all we can to help you with your car. NOTE: Keep this list handy for future use.

A hopeful note: maybe a tour to the Neon Sign Museum on May 2 with HACO?



*Editor's note: this is kind of like the high school kid trying to assume permission by saying, "Well, nobody said we **couldn't** do it!" We'll see how things look in six weeks.*

By Robin Will

HACO (Historic Automobile Club of Oregon) is planning a drive on May 2 to The Dalles to visit the Neon Sign Museum, and they're inviting CPPC to come along.

Mike Bade will be the host on the CPPC side. R.S.V.P at the April CPPC Mtg., phone 503-702-2480 or md-scade@msn.com. Mike will be connecting admission fee (s) up front: that's \$8.00 per person, group rate.

The drive from the Airport Way Home Depot will take 90 minutes. The tour will last for about 90 minutes. Lunch will be on your own, any place in The Dalles.

The owner David Benko's collection is filled with an expansive range of signage and artifacts related to the sign industry, including many one-of-a-kind signs and displays that cannot be seen on public display anywhere else in the world. Along with the animated and figural 'Dog n' Suds' sign and the Howard Johnson's 'Simple Simon,' the collection also includes one of the rarest groupings of West Coast petroleum signs ever assembled, including Richfield-'Eagle,'

(continued on page 7)

MAYFLOWERS

The Mayflowers' entire purpose is to get out and visit interesting people and places in the Pacific Northwest. Everyone is welcome to join in.

Mayflowers visit the Gordon House on March 11



By Mindy Benfield

The Mayflower's March 11th visit to the Gordon House in Silverton, Oregon was entertaining and informative. We met for lunch at the Creekside Grill. It is always interesting to try new restaurants and this one had a nice view of Silver Creek.

After lunch we wandered around town for about a half hour, some of us looked in antique shops while others enjoyed the local park. Next

we drove about a mile to the Gordon House, which is at the entrance of the Oregon Gardens. Our docent, Dick, was extremely knowledgeable about Frank Lloyd Wright and the history of the house Mr. Wright designed back in 1957. Our one hour tour extended to an hour and 45 minutes!

This was our last tour for a while. We need to suspend our tours until the Coronavirus precautions are lifted.

Museum of Oregon History and the Oregon City elevator on a sunny February 19th

By Susan Yates

Our Mayflower tour on February 19 to the museum of Oregon Territory was a perfect day. The weather was ideal. The museum was one of the best museums to visit. We then went to the

historic Oregon city elevator and afterwards we visited the many shops. Lunch at the Rivershore Inn on the river. It was a great time. Look forward to our next Mayflower tour to the Gordon house in Silverton.






BODY SHOP & REPAIRS

Lorraine Griffey is CPPC's Member Care contact. Please keep her updated about members who need cards, letters, e-mails or phone calls. Contact Lorraine at 503-666-2222 or lorrainegriffey@yahoo.com

As of press time, Marlo Edman says, "I have been home from the nursing facility for a week now and I am adjusting to life in a wheelchair at home. I am doing well and making good progress. I had a nice visit at the nursing facility from Tom nachund which we both enjoyed very much. I appreciate the good wishes and thoughts from the Plymouth club members. Thanks very much."

Neon Museum Tour, continued



Seaside, Polly, Associated, and the Buffalo sign. Check it out: - info@national-neonmuseum.org

The National Neon Sign Museum is located in the heart of The Dalles downtown historic district. The museum captures the history, craftsmanship, and culture that shaped America, as seen through the lens of the signage and advertising industry.

With its focus on the evolution of the electric sign, from pre-electric and gold leaf signage to the invention and widespread use of plastic, the museum's current assets represent one of the largest collections of neon storefront signs in the world. Full installation is scheduled

to be completed 2018.

The collection is filled with an expansive range of signage and artifacts related to the sign industry, including many one-of-a-kind signs and displays that cannot be seen on public display anywhere else in the world. Along with the animated and figural 'Dog n' Suds' sign and the Howard Johnson's 'Simple Simon,' the collection also includes one of the rarest groupings of West Coast petroleum signs ever assembled, including Richfield-'Eagle,' Seaside, Polly, Associated, and the Buffalo sign.

Some of America's long lost icons will be gallery displayed on full-scale, authentic storefront replications. Among

APRIL BIRTHDAYS

Greg Pierce	2
Allen Faltus	3
Jeanne Mowery	4
Vera Gruenewald	5
Henry Shannon	10
Gary Petersen	10
Bob Orme	13
Amy Goff	19
Retha Harden*	21
Ann Klinger	21
Beth Pierce	23

REFRESHMENTS

March

Meeting Cancelled

April

Phil Lapin & Jean Graham

May

Randy & Pam Ealy

June

Sign up now!!

July

Lloyd Schulz

August

Picnic at Rushers'

September

SIGN UP NOW!

October

Joanne & Jerry Dixon

November

Potluck

December: No meeting

the many noteworthy pieces in this singular collection are Big Bear Drive In, Dawn's Donuts, Dog n' Suds, Town Pride Frozen Custard, Greyhound Bus Depot, as well as thousands of vintage pieces of documentation and ephemera.

From Bob Westphal – Throttle body bushing repair

My Barracuda's has had a smell of raw fuel when I shut the car off. I found that the throttle shaft bushings are worn causing fuel leakage on the manifold. There are several solutions that will cure throttle body wear. Replacing the carburetor is usually very costly. I decided to see if there is a better way to solve this problem. I found there are number of throttle body bushing kits available on line for a wide spread number of carburetors and cost as shown below.




The ZA-01 5/16» throttle shaft repair kit from ATS Enterprises-\$206.67 Canadian.

E-bay-39.99

Amazon-HENKYO Throttle Shaft Bushing Repair kit- \$36.

I purchased the Henkyo kit that came with eight 5/16 bushings, a special reamer, and no instructions. All kits will work on almost all throttle bodies.



1.Disassemble and clean the carburetor or throttle body. Remove the throttle shaft.

2.Lubricate the tool and throttle body using WD-40 or equivalent light oil. Insert the chuck end of the tool into a hand-held drill and tighten the chuck.

3.Insert the pilot end into the throttle shaft hole in the carburetor or throttle body.

4.With slight pressure and turning at moderate speed ream out the hole until the built-in stop on the tool is reached.


5.Remove the tool.

6.Drive the bushing in using a hex-head bolt as driver.

7.Reassemble the throttle body or carburetor.

Unlike old-style reaming tools,

the kit does not require precision machining skills, a drill press, complicated jigs, additional drill bits etc. The Throttle Shaft Tool is a one-piece, foolproof solution to installing bushings with perfect alignment.



As can be seen, I used a drill press because I couldn't apply enough pressure with a drill motor.



The finished part.

Meeting minutes, *continued*

other drivers to accomplish this feat.

2. What year was the first NASCAR sanctioned race held? Answer: The NASCAR Strictly Stock Series inaugural race was the first stock car race sanctioned by the National Association for Stock Car Auto Racing, held on June 19, 1949, at the Charlotte Speedway in Charlotte, North Carolina. The race comprised 200 laps on a 3/4

mile dirt oval.

3. What year was the first Daytona 500 race? Answer: On February 22, 1959, Lee Petty defeats Johnny Beauchamp in a photo finish at the just opened Daytona International Speedway in Florida to win the first ever Daytona 500.

Door prizes were won by Susan

Yates, Linda Surmon and John Cooper. The 50/50 drawing was won by Jim Wheat.

Newsletter: Robin thanked those that helped with the submission items for the newsletter. Response to the newsletter keeps growing, it had 997 hits this month.

The meeting was adjourned at 8:45 p.m.

1937 Plymouth sedan front end with brakes \$ 200.00 rear axle with brakes \$200.00 call John Woodhave 801 864 6479 leave message this is located outside Salt Lake City (01/20)



I am looking for a period correct roof rack for my '37 4 door. I'm not looking for a new one. D. J. Freeman: dj38plymouth@aol.com. (12/19)

Jeff Miller is looking for "inexpensive" storage for 3 IH Scouts. He wants to build a good one out of three he can buy. Portland westside would be idea. Contact Jeff or Phil Lapin. (12/19)



We want to keep old stuff in circulation, so advertising of Plymouth-related goods and services is free on a non-commercial basis. CPPC membership not required. Ads are published on a space-available basis, and edited ruthlessly to fit. Everything here is duplicated or expanded on CascadePacificPlymouth.org. Please remember to tell us when your stuff sells, so we can pull your ad. Contact the editor, robin@robinwill.com with your words and pictures.

1937 Plymouth Sedan: Complete Sedan with Chrysler 201 and 3 speed manual transmission (currently removed). Great candidate for original restoration or engine swap. Comes with a few extra parts (hubcaps, gaskets, engine stand and lift) More info on CascadePacificPlymouth.org. Asking \$10,000 OBO. Contact Logan @ 309-397-6876 (10/19)

For sale, 1951 Plymouth Suburban flathead 6, 3 speed, very solid car clean title good project to restore or hot rod, \$1500 or offer. Contact Bob Derbyshire 503-324-0923 (01/20)

Cascade Pacific
 Plymouth Club, Inc.
 Affiliate of Plymouth® Owners Club, Inc.
 P.O. Box 2988
 Clackamas, OR 97015

